

Fiber Optic Splice Closure

GPJ83 - H07


Overview

LongXing GPJ83-H07 fiber optic splice closures (FOSC) are used to distribute, splice, and store the outdoor optical cables which enter and exit from the ends of the closure. There are two connection ways: direct connection and splitting connection. Applicable to situations such as overhead, man-well of pipeline, embedded situation etc.



Features

- The protection grade reaches IP 68.
- Aerial and wall-mounting.
- Ambient temperature ranges from -40 to 65°C.
- The closure is of small volume, big capacity and convenient maintenance.
- The closure casing is made of quality engineering plastics, and of good performance of anti-erosion against acid and alkali salt, anti-aging, as well as smooth appearance and reliable mechanical structure.
- The mechanical structure is reliable and has the performance of resisting wild environment and intensive climate changes and serious working environment.
- The splice trays (FOST) inside the closure are turn-able like booklets, and have adequate curvature radius and space for winding optical fiber to make sure the curvature radius for optical winding 40 mm. Each optical cable and fiber can be operated individually.



Dimensions and Capacity	
Outside Dimensions (Height*Diameter)	470mm*180*125mm
Weight (excluding outside box)	2300g - 2975g
Number of Inlet / Outlet Ports	3 (pieces) on each side (total 6 pieces)
Diameter of Fiber Cable	Φ5mm –Φ20mm
Capacity of FOSC	Bunchy: 12 cores - 144 cores Ribbon: up to 144 cores

Main Components			
Name of Components	Quantity	Usage	Remarks
Housing	1 set	Protecting fiber cable splices in whole	Internal diameter: 430x180 x 63 (mm)
Splice Tray (FOST)	Max. 6 pieces (bunchy) Max. 4 pieces (ribbon)	Fixing heat shrinkable protective sleeve and holding fibers	Bunchy: 12,24 (cores) Ribbon:3 pieces
Foundation	1 set	Fixing reinforced core of fiber- cable and FOST	N/A
Port plug	6 pieces	Sealing empty ports	N/A
Seal Fitting	1 piece	Sealing between FOSC cover and base	N/A
Pressure Testing Valve	1 set	After inject air, it is used for pressure testing and sealing testing	Configuration as per requirement.
Earthing Deriving Device	1 set	Deriving metallic parts of fiber cables in FOSC for earthing connection	Configuration as per requirement.

1

LONGXING

Main Accessories and Special Tools

Name of Components	Quantity	Usage	Remarks
Insulation Tape	1 roll	Enlarging diameter of fiber cable for easy fixing	N/A
Nylon Tie	N/A	Fixing fiber with protective coat	Configuration as per capacity
Heat shrinkable protective sleeve	N/A	Protecting fiber splices	Configuration as per capacity
Hanging hook	1 set	For aerial use	N/A
Earthing Wire	1 piece	Putting through between earthing devices	To put through as per actual requirement
Abrasive cloth	1 piece	Scratching fiber cables	N/A
Labeling Paper	1 piece	Labeling fibers	N/A
Special Wrench	3 piece	Installing and tightening nut of reinforced core and nut (plastic) of inlet/outlet tube	N/A
Measuring Paper	1 piece	To measure perimeter of fiber cable, of which the diameter is enlarged with seal tape	To measure perimeter with the corresponding measuring paper
Seal Tape	1 ring	Enlarging diameter of fiber cable which fits in withgasket ring.	Configuration as per specification
Buffer Tube	Customized	Hitched to fibers and fixed with FOST, managing buffer	Configuration as per requirement
Desiccant	1 bag	Put into FOSC before sealing for desiccating air	N/A

Necessary Tools for Installation

Supplementary Materials (to be provided by operator)

Name of Materials	Usage
Scotch Tape	Labeling, temporarily fixing
Ethyl Alcohol	Cleaning
Gauze	Cleaning

Special Tools (to be provided by operator)

Name of Tools	Usage
Fiber Cutter	Cutting off fibers
Fiber Stripper	Strip off protective coat of fiber cable
Combo Tools	Assembling FOSC

Universal Tools (to be provided by operator)

Name of Tools	Usage and Specification
Band tape	Measuring fiber cable
Pipe cutter	Cutting fiber cable
Electrical cutter	Take off protective coat of fiber cable
Combination pliers	Cutting off reinforced core
Screwdriver	Crossing/Paralleling screwdriver
Scissor	N/A
Waterproof cover	Waterproof, dust-proof

Metal wrench	Tightening nut of reinforced core
--------------	-----------------------------------

Splicing and Testing Instruments (to be provided by operator)

Name of instruments	Usage and Specification
Fusion Splicing Machine	Fiber splicing
OT DR	Splicing testing
Provisional splicing tools	Provisional testing


Shipping Information

Specification	Carton Size	Capacity	Net Weight	Remarks
Inner Box	475mm*190mm*140mm	1 pc	2.4kg - 3.0kg	Configuration as per weight
Outer Box	710mm*400mm*490mm	10 pcs	24kg - 30kg	Configuration as per weight


Notice: The above-mentioned tools and testing instruments should be provided by the operators themselves.

Part Details

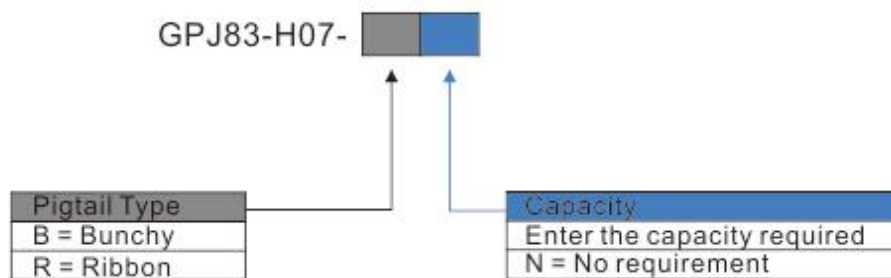




Packing



Catalog Number



Ordering Example:

GPJ83-H07-B96: Bunchy pigtail, 96 cores.

Note : *If the required type of any item is not on the relevant list, please use "O" or "OO" as the red cells indicate, and kindly state the required type in the description of PO.

More relevant designs for your reference.

Model	Dimensions (L*W*H) / (H*Dia) mm	Capacity (Cores)		Number of Inlet/Out Ports	Cable Diameter (mm)
		Bunchy	Ribbon		
GPJ83-H01	390*210*120	12—96	72—144	3 pieces on each side (total 6 pieces)	Φ5—Φ16
GPJ83-H02	320*210*85	12—96	up to 144	6 pieces	Φ5—Φ20
GPJ83-H03	280*200*90	12—96	up to 144	max. 4 pieces	Φ5—Φ20
GPJ83-H04	450*220*110	12—192	72—288	3 (pieces) on each side (total 6 pieces)	Φ5—Φ23
GPJ83-H05	450*220*160	12—192	72—288	3 pieces on each side (total 6 pieces)	Φ5—Φ23
GPJ83-H06	395*195*130	12—96	72—144	3 pieces on each side (total 6 pieces)	Φ5—Φ20
GPJ83-H07	470*180*125	12—96	up to 144	3 (pieces) on each side (total 6 pieces)	Φ5—Φ20
GPJ83-H08	340*150*70	12—48	36—72	2 pieces on each side (total 4 pieces)	Φ5—Φ16
GPJ83-D01	430*190	12—96	up to 288	4 pieces	Φ5—Φ18
GPJ83-D02	540*205	24—96	up to 288	5 pieces	Φ5—Φ36
GPJ83-D03	420*190	12—96	up to 144	5 pieces	Φ5—Φ25
GPJ83-D04	480*220	12—288	up to 432	6 pieces	Φ5—Φ18
GPJ83-D05	310*190	12—48	up to 72	4 pieces	Φ5—Φ17
GPJ83-D06	460*190	12—96	up to 144	4 pieces	Φ8—Φ16
GPJ83-D07	310*190	12-48	N/A	4 pieces	Φ5—Φ25