

Fiber Optic Splice Closure


GPJ83 - H05

Overview

LongXing GPJ83-H05 fiber optic splice closures (FOSC) are used to distribute, splice, and store the outdoor optical cables which enter and exit from the ends of the closure. There are two connection ways: direct connection and splitting connection. Applicable to situations such as overhead, man-well of pipeline, embedded situation etc.

Features

- The protection grade reaches IP 68.
- Aerial and wall-mounting.
- Ambient temperature ranges from -40 to 65°C.
- The closure is of small volume, big capacity and convenient maintenance.
- The closure casing is made of quality engineering plastics, and of good performance of anti-erosion against acid and alkali salt, anti-aging, as well as smooth appearance and reliable mechanical structure.
- The mechanical structure is reliable and has the performance of resisting wild environment and intensive climate changes and serious working environment.
- The splice trays (FOST) inside the closure are turn-able like booklets, and have adequate curvature radius and space for winding optical fiber to make sure the curvature radius for optical winding 40 mm. Each optical cable and fiber can be operated individually.



Dimensions and Capacity

Outside Dimensions (L*W*H)	450mm*220mm*160mm
Weight (excluding outside box)	3100g - 3800g
Number of Inlet / Outlet Ports	3 pieces on each side (total 6 pieces)
Diameter of Fiber Cable	Φ5mm - Φ23mm
Capacity of FOSSC	Bunchy: 12 cores - 288 cores Ribbon: 72 cores - 288 cores

Main Components

Name of Components	Quantity	Usage	Remarks
Housing	1 set	Protecting fiber cable splices in whole	Internal diameter: 378*136 (mm)
Insert Plate	2 pairs	Fixing the housing	175*56*30 (mm)
Splice Tray (FOST)	Max. 8 pieces (bunchy) or 6 pieces (ribbon)	Fixing heat shrink protective sleeve and holding fibers	Bunchy: 12, 24 (cores) Ribbon: 6 pieces
Foundation	1 set	Fixing fiber cable, reinforced core and FOST	N/A
Seal Fitting	1 set	Sealing between FOSSC cover and FOSSC bottom	N/A
Port Plug	6 pieces	Sealing empty ports	N/A
Pressure Testing Valve	1 set	After injecting air it is used for pressure testing and sealing testing	Configuration as per requirement
Earthing Deriving Device	1 set	Deriving metallic components of fiber cable in the FOSSC for earthing connection	Configuration as per requirement



LongXing Telecom
Anju Road, Beilun District, Ningbo, China
info@lxtelecom.com
www.lxtelecom.com



LongXing Telecom



LongXingTelecom
+86 574 87908988
+86 574 87908188
Ver: 010816

LONGXING

Structured Cabling Solutions

Main Accessories and Special Tools

Name of Components	Quantity	Usage	Remarks
Heat Shrink Protective Sleeve	N/A	Protecting fiber splices	Configuration as per capacity
Nylon Tie	N/A	Fixing fiber with protective coat	Configuration as per capacity
Insulation Tape	1 roll	Enlarging diameter of fiber cable for easy fixing	N/A
Seal Tape	1 roll	Enlarging diameter of fiber cable which fits in with seal fitting	Configuration as per specification
Hanging Hook	1 set	For aerial use	N/A
Earthing Wire	1 piece	Putting through between earthing devices	N/A
Abrasive Cloth	1 piece	Scratching fiber cable	N/A
Labeling Paper	1 piece	Labeling fiber	N/A
Special Wrench	3 piece	Fixing bolts, tightening nut of reinforced core	N/A
Measuring Paper	1 piece	To measure perimeter of fiber cable, of which the diameter is enlarged with seal tape	N/A
Buffer Tube	Customized	Hitched to fibers and fixed with FOST, managing buffer	Configuration as per requirement
Desiccant	1 bag	Put into FOSC before sealing for desiccating air	N/A

Necessary Tools for Installation

Supplementary Materials (to be provided by operator)

Name of Materials	Usage
Scotch Tape	Labeling, temporarily fixing
Ethyl Alcohol	Cleaning
Gauze	Cleaning

Special Tools (to be provided by operator)

Name of Tools	Usage
Fiber Cutter	Cutting off fibers
Fiber Stripper	Strip off protective coat of fiber cable
Combo Tools	Assembling FOSC

Universal Tools (to be provided by operator)

Name of Tools	Usage and Specification
Band tape	Measuring fiber cable
Pipe cutter	Cutting fiber cable
Electrical cutter	Take off protective coat of fiber cable
Combination pliers	Cutting off reinforced core
Screwdriver	Crossing/Paralleling screwdriver
Scissor	N/A
Waterproof cover	Waterproof, dust-proof
Metal wrench	Tightening nut of reinforced core

Splicing and Testing Instruments (to be provided by operator)


Name of instruments	Usage and Specification
Fusion Splicing Machine	Fiber splicing
OTDR	Splicing testing
Provisional splicing tools	Provisional testing

Notice: The above-mentioned tools and testing instruments should be provided by the operators themselves.


Shipping Information

Specification	Carton Size	Capacity	Net Weight	Remarks
Inner Box	460mm*215mm*160mm	1 pc	3.2kg - 3.9kg	Configuration as per weight
Outer Box	685mm*370mm*465mm	6 pcs	19.2kg - 23.4kg	Configuration as per weight

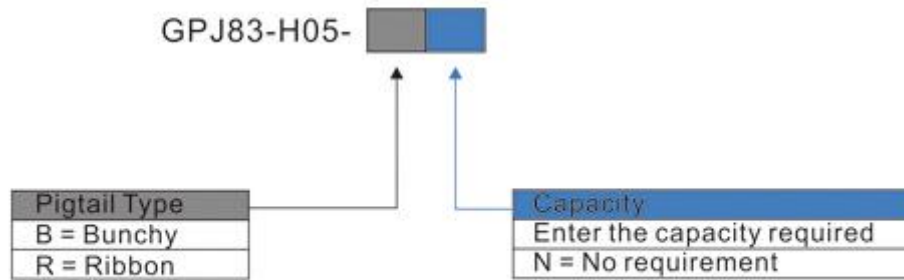
Part Details



Packing



Catalog Number



Ordering Example:

GPJ83-H05-B192: Bunchy pigtail, 192 cores.

Note : *If the required type of any item is not on the relevant list, please use "O" or "OO" as the red cells indicate, and kindly state the required type in the description of PO.

More relevant designs for your reference.

Model	Dimensions (L*W*H) / (H*Dia) mm	Capacity (Cores)		Number of Inlet/Out Ports	Cable Diameter (mm)
		Bunchy	Ribbon		
GPJ83-H01	390*210*120	12—96	72—144	3 pieces on each side (total 6 pieces)	Φ5—Φ16
GPJ83-H02	320*210*85	12—96	up to 144	6 pieces	Φ5—Φ20
GPJ83-H03	280*200*90	12—96	up to 144	max. 4 pieces	Φ5—Φ20
GPJ83-H05	450*220*160	12—192	72—288	3 pieces on each side (total 6 pieces)	Φ5—Φ23
GPJ83-H08	395*195*130	12—96	72—144	3 pieces on each side (total 6 pieces)	Φ5—Φ20
GPJ83-H11	340*150*70	12—48	36—72	2 pieces on each side (total 4 pieces)	Φ5—Φ16
GPJ83-D05	420*190	12—96	up to 144	5 pieces	Φ5—Φ25
GPJ83-D11	480*220	12—288	up to 432	6 pieces	Φ5—Φ18
GPJ83-D13	310*190	12—48	up to 72	4 pieces	Φ5—Φ17
GPJ83-D14	460*190	12—96	up to 144	4 pieces	Φ8—Φ16
GPJ83-D15	310*190	12-48	N/A	4 pieces	Φ5—Φ25

